

JAWAHARLAL NEHRU PORT TRUST SEZ

Annexure III- Standards of Performance Level by the Distribution Licensee

Format for Quarterly Return March 2023 to be submitted to the Commission by the Distribution Licensee

Sr No	Parameters	Area	Pending complaints nos (Previous Quarter)	Complaints in current quarter	Total Complaints	No of complaints addressed			Pending complaints at end of quarter
						f	g	h=f+g	
	A	b	c	d	e=c+d	f	g	h=f+g	i=e-h
1	Intimation of charges where supply to dedicated or after extension/ augmentation	Urban	NA	NA	NA	NA	NA	NA	NA
		Rural	0	0	0	0	0	0	0
2	New connection / additional load where supply from existing line	Urban	0	2	2	2	0	2	0
		Rural	0	0	0	0	0	0	0
3	New connection/ additional load where supply after extension/ augmentation	Urban	NA	NA	NA	NA	NA	NA	NA
		Rural	0	0	0	0	0	0	0
4	New connection/ additional load where supply after commissioning of sub station	Urban	NA	NA	NA	NA	NA	NA	NA
		Rural	0	0	0	0	0	0	0
5	Shifting of Meter/ service line	Urban	NA	NA	NA	NA	NA	NA	NA
		Rural	0	0	0	0	0	0	0
6	Reconnection of supply after payment of dues	Urban	NA	NA	NA	NA	NA	NA	NA
		Rural	0	0	0	0	0	0	0
7	Change of Name	Urban	NA	NA	NA	NA	NA	NA	NA
		Rural	0	0	0	0	0	0	0
8	Change of category	Urban	NA	NA	NA	NA	NA	NA	NA
		Rural	0	0	0	0	0	0	0
9	Fuse of call	Urban	NA	NA	NA	NA	NA	NA	NA
		Rural	0	0	0	0	0	0	0
10	Break down of over head line	Urban	NA	NA	NA	NA	NA	NA	NA
		Rural	0	0	0	0	0	0	0
11	Underground cable fault/ Bus-riser fault	Urban	NA	NA	NA	NA	NA	NA	NA
		Rural	0	0	0	0	0	0	0
12	Transformer & associated switchgear failure	Urban	NA	NA	NA	NA	NA	NA	NA
		Rural	0	0	0	0	0	0	0
13	Metre Reading	Urban	NA	NA	NA	NA	NA	NA	NA
		Rural	0	0	0	0	0	0	0
14	Replacement of faulty metrs	Urban	0	1	1	1	0	1	0
		Rural	0	0	0	0	0	0	0
15	Replacement of burnt meter	Urban	NA	NA	NA	NA	NA	NA	NA
		Rural	0	0	0	0	0	0	0
16	Billing complaint	Urban	NA	NA	NA	NA	NA	NA	NA
		Rural	0	0	0	0	0	0	0
17	Quality of supply (specify the parameter)	Urban	NA	NA	NA	NA	NA	NA	NA
		Rural	0	0	0	0	0	0	0


 Authorised Signatory
 (Anil Chopade | Manager - Utility Services)
 M+91 98336 73435

 अनिल टी. चोपडे / ANIL T. CHOPADE
 प्रबंधक (म. & ए. ई. - उ. से.)
 MANAGER (M & E.E. - US)
 ज.ने.प. प्राधिकरण, शेवा, नवी मुंबई 400707
 JNPA J.N.P.A., Sheva, Navi Mumbai 400707.


JAWAHARLAL NEHRU PORT TRUST SEZ

Annexure-IV-Report of individual Complaints where Compensation has been paid

Format for quarterly return March-2022 to be submitted to the Commission by the Distribution Licensee

Sr. No.	Complaint No	Date of Filing complaint/ automatic compensation	Consumer No.	Name and address of consumer	Nature of complaint	Reference standard of performance	Amount of compensation (Rs)	Date of payment of payment of compensation (DD/MM/YYYY)
1	Nil	Nil	Nil	Nil	Nil	Nil	Nil	Nil

Note - The report shall be prepared as per category of item for which the compensation is paid for non-observance of standard of performance


Authorised Signatory

(Anil Chopade | Manager – Utility Services)

M +91 98336 72435

anilchopade@jnport.gov.in



अनिल टी. चोपडे / ANIL T. CHOPADE

प्रबंधक (यां तथा वि. अभि.-उ.से.)

MANAGER (M & E.E. - US)

जनेप प्राधिकरण
JNPA

ज.ने.प. प्राधिकरण, शेवा, नवी मुंबई 400707
J.N.P.A., Sheva, Navi Mumbai 400707.

JAWAHARLAL NEHRU PORT TRUST SEZ

Annexure-V- Report of action on Faulty Meters (1 Phase/ 3 Phase).

Format for quarterly return March 2023 to be submitted to the Commission by the Distribution Licensee

Sr No	Name of Distribution Licensee	Reference to overall standard	Faulty Meter at start of the quarter (Nos)	Faulty Meter added during the quarter (Nos)	Total Faulty meters (Nos)	Meter rectified/ replaced (Nos)	Faulty Meters pending at end of quarter (Nos)
[1]	[2]	[3]	[4]	[5]	[6]	[7]	[8]
1	JNPT SEZ	Nil	1	0	1	1	0

Authorised Signatory

(Anil Chopade) Manager (M & E.E. - US)

M +91 98336 22335
anilchopade@port.gov.in


ज.ने.प. प्राधिकरण, शेवा, नवी मुंबई 400707
J.N.P.A., Sheva, Navi Mumbai 400707.


JAWAHARLAL NEHRU PORT TRUST SEZ

Annexure-VI-Report of Installation of Meter

Format for quarterly return March 2023 to be submitted to the Commission by the Distribution Licensee

Sr No	Name of Distribution Licensee	Total Agriculture connections at start of the quarter (Nos)	Metered Agriculture connection at start of the quarter (Nos)	New Meter Agriculture connections released during the quarter (Nos)	Unmetered agriculture connections at start if the quarter (Nos)	New Unmetered agriculture connection released during the quarter (Nos)	Meter installed to unmetered connections during the quarter (Nos)	Unmetered agriculture connections at start of the quarter (Nos)	New Unmetered agriculture connections released during the quarter (Nos)	Meter installed to unmetered connection during the quarter (Nos)
[1]	[2]	[3]	[4]	[5]	[6]	[7]	[8]	[9=6+7+8]	[10=4+5+8]	[9+10]
1	JNPT SEZ	0	0	0	0	0	0	0	0	0


 Authorised Signatory
 (Anil Chopade | Manager - Utility Services)
 M +91 98336 72435
 anilchopade@jnport.gov.in


अनिल टी. चोपडे / ANIL T. CHOPADE
 प्रबंधक (यां तथा वि. अभि.-उ.से.)
MANAGER (M & E.E. - US)
 ज.ने.प. प्राधिकरण, शेवा, नवी मुंबई 400707
JNPA J.N.P.A., Sheva, Navi Mumbai 400707.

JAWAHARLAL NEHRU PORT TRUST SEZ

Annexure-VII- Performance Report regarding Reliability Indices.

Formats for Quarterly returns March 2023 to be submitted to the Commission by the Distribution Licensee

1) System Average Interruption Duration Index (SAIDI)

Sr No	Month	Ni=Number of Consumers Who experienced a sustained interruption on ith feeder.	Ri=Restoration time for each interruption event on ith feeder	Nt=Total number of consumers of the distribution Licensees area.	Sum.(Ri*Ni) for all feeders excluding agriculture feeders	SAIDI=(6)/(5)
[1]	[2]	[3]	[4]	[5]	[6]	[7]
1	Feb-23	18	9	18	162	9.00
Total				18	162	9

2) System Average Interruption Frequency Index(SAIFI)

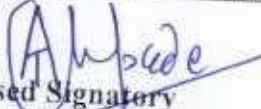
Sr No	Month	Ni=Number of Consumers Who experienced a sustained interruption on ith feeder.	Sum of Consumers of i feeders which had experienced interruptions =Sum Ni	Nt=Total number of consumers of the distribution Licensees area.	SAIFI=(4)/(5)
[1]	[2]	[3]	[4]	[5]	[6]
1	Feb-23	18	18	18	1.000
Total			18	18	1.000

3) Customer Average Interruption Duration Index (CAIDI)

Sr No	Month	SAIDI	SAIFI	SAIDI/SAIFI
[1]	[2]	[3]	[4]	[5]
1	Jan-23	0.00	0.000	0.0
2	Feb-23	9.00	1.000	9.0
3	Mar-23	0.00	0.00	0.0
Total		9	1.00	9

4) customer Average Interruption Duration Index (CAIDI) for HT consumers

Sr No	Month	Ni=Number of HT consumers who experienced a sustained interruption	Ri=Restoration time for each interruption event on HT feeder	sum.(Ri*Ni) for all HT consumers	CAIDI=(5)/(3)
[1]	[2]	[3]	[4]	[5]	[6]
2	Jan-23	0	0	0	0
3	Feb-23	6	9	54	9
4	Mar-23	0	0	0	0
Total		6		54	9.00


Authorised Signatory
 (Anil Chopade | Manager – Utility Services)
 M +91 98336 72435

anilchopade@jnpt.com | ANIL T. CHOPADE



ज.ने.प. प्राधिकरण
JNPA

प्रबन्धक (वॉल्टेज वि. कर्मि. उ.से.)
MANAGER (M & E.E. - US)

ज.ने.प. प्राधिकरण, शेवा, नवी मुंबई 400707
J.N.P.A., Sheva, Navi Mumbai 400707.